



### District Report Card: 2017


<b>State:</b> Odisha	<b>District:</b> Sambalpur
<b>Class:</b> 3	<b>Subject:</b> Mathematics
<b>Schools:</b> 34	<b>Students:</b> 572


### Participation/Coverage


#### Students

<div>GENDER</div> <div></div>	Boys		Girls	
	Number	%	Number	%
	286	50.00	286	50.00

<div>AREA</div> <div></div>	Rural		Urban	
	Number	%	Number	%
	423	73.95	149	26.05

<div>CATEGORY</div> <div></div>	SC		ST		OBC		GEN	
	Number	%	Number	%	Number	%	Number	%
	136	23.78	312	54.55	104	18.18	20	3.50

<div>CWSN</div> <div></div>	LD	VI	HI	S&LD	ID	Oth
	0	1	0	1	1	0

<div>Management</div> <div></div>	Government		Government-aided	
	Number	%	Number	%
	572	100.00	0	0.00

### Average Performance of Students in Mathematics (%)

Overall	Gender		Area		Management		Social Group			
	Male	Female	Rural	Urban	Govt.	Aided	SC	ST	OBC	GEN
43.52	43.26	43.78	45.39	38.21	43.52	0.00	40.25	43.44	48.08	43.33

## Performance on Learning Outcomes (LOs)

Learning Outcomes	Description	Average Performance(%)
M301	Reads and writes numbers up to 999 using place value	48.08
M302	Compares numbers up to 999 based on their place values	46.50
M303	Solves simple daily life problems using addition and subtraction of three digit numbers with and without regrouping	32.66
M304	Constructs and uses the multiplication facts (up till 10) in daily life situations	45.02
M305	Analyses and applies an appropriate number operation in the situation/ context	40.73
M306	Explains the meaning of division facts by equal grouping/sharing and finds it by repeated subtraction	45.28
M309	Identifies and makes 2D-shapes by paper folding, paper cutting on the dot grid, using straight lines etc.	67.02
M311	Fills a given region leaving no gaps using a tile of a given shape	14.69
M312	Estimates and measures length and distance using standard units like centimeters or meters & identifies relationships	30.42
M317	Reads the time correctly to the hour using a clock/watch	46.68
M318	Extends patterns in simple shapes and numbers	31.82
M319	Records data using tally marks, represents pictorially and draws conclusions	67.13

Range of Performance of Students who Answered Correctly							
Below 30%		30% - 50%		50% - 75%		Above 75%	
Number	%	Number	%	Number	%	Number	%
157	27.45	231	40.38	141	24.65	43	7.52

### Lowest Performing Learning Outcomes (LOs)

- 1 - Fills a given region leaving no gaps using a tile of a given shape (14.69)
- 2 - Estimates and measures length and distance using standard units like centimeters or meters & identifies relationships (30.42)
- 3 - Extends patterns in simple shapes and numbers (31.82)
- 4 - Solves simple daily life problems using addition and subtraction of three digit numbers with and without regrouping (32.66)
- 5 - Analyses and applies an appropriate number operation in the situation/ context (40.73)